

Margins

Trading With Leverage

CFDs are traded on margin. This means that you are able to leverage your investment by opening positions of larger size than the funds you have to place as margin collateral.

The margin is the amount reserved on your trading account to cover any potential losses from an open CFD position. It is possible that a loss may exceed the required margin.







Margin requirements vary from instrument to instrument and can be changed at any time to reflect market conditions. For larger re-ratings or changing of margin requirements for very popular instruments clients will be notified in advance where possible.









Margin requirements by CFD type and instrument are always listed under the CFD Trading Conditions on the trading platforms but can also be seen below.

Please note that G&T TRADER reserves the right to increase margin requirements for large position sizes, including client portfolios considered to be of very high risk.






Index Tracker CFDs

Index-tracking CFD contract details (continuous)

Index Tracker	Margin	Leverage
 Australia 200	2%	50:1
 Belgium 20	5%	20:1
 Denmark 20	5%	20:1
 EU Stocks 50	5%	20:1
 France 40	3%	33:1
 Germany 30	3%	33:1
 Germany Mid-Cap 50	5%	20:1
 Germany Tech 30	5%	20:1
 Hong Kong	5%	20:1
 Italy 40	5%	20:1
 Japan 225	3%	33:1
 Netherlands 25	3%	33:1
 Norway 25	5%	20:1
 Portugal 20	10%	10:1
 South Africa 40	10%	10:1

 Spain 35	5%	20:1
 Sweden 30	5%	20:1
 Switzerland 20	4%	25:1
 UK 100	2%	50:1
 UK Mid 250	5%	20:1
 US 30 Wall Street	2%	50:1
 US 500	2%	50:1
 US Tech 100 NAS	2%	50:1

Index-tracking CFD contract details (expiring)

Index Tracker	Margin	Leverage
 China 50	10%	10:1
 India 50	10%	10:1
 Singapore	10%	10:1
 Taiwan	10%	10:1
 US2000	5%	20:1

Single Stock CFDs

We have sorted our more than 8,800 online tradable CFDs in 8 different margin groups.

Which margin group a CFD falls into depends on the market capitalisation, liquidity and volatility of the underlying asset.

The leverage available on Single Stock CFDs begin at 10:1 which corresponds to only 10% margin.

Rating	Leverage	Margin requirement
1	n.a.	n.a.
2	10:1	10%
3	10:1	10%
4	6.67:1	15%
5	4:1	25%
6	2:1	50%
7	1.33:1	75%
8	0	100%

Find your local stock in the link below and see what Margin Rating it has.
View individual Single Stock CFD margins

Commodity CFDs`

Instrument Name	Symbol	Margin Requirement	Leverage
METALS			
Gold	GOLD	4%	25:1
Silver	SILVER	8%	12.5:1
Platinum	PLATINUM	8%	12.5:1
Palladium	PALLADIUM	8%	12.5:1
US Copper	COPPERUS	4%	25:1
ENERGY			
US Crude	OILUS	4%	25:1
UK Crude	OILUK	4%	25:1
Heating Oil	HEATINGOIL	4%	25:1
Gasoline US	GASOLINEUS	4%	25:1
Gas Oil	GASOLINEUK	2%	50:1
US Natural Gas	NATGAS	8%	12.5:1
CO2 Emissions	EMISSIONS	8%	12.5:1
AGRICULTURE			
Corn	CORN	5%	20:1
Wheat	WHEAT	5%	20:1
Soybeans	SOYBEANS	5%	20:1
SOFTS			
NY Sugar No. 11	SUGARNY	5%	20:1

NY Coffee	COFFEE	5%	20:1
NY Cocoa	COCOA	5%	20:1
MEATS			
Live Cattle	LIVECATTLE	5%	20:1

FND= First Notice; LTD= Last trading

Forex CFDs

The leverage available for Forex CFDs is 50:1 equal to just 2% in margin.

Instrument Name	Symbol	Margin Requirement	Leverage
CURRENCIES			
Euro/US Dollar	EURUSDEC	2%	50:1
Euro/Japanese Yen	EURJPYRY	4%	25:1
Euro/Swiss Franc	EURCHFRF	10%	10:1
Euro/British Pound	EURGBPRP	2%	50:1
British Pound/US Dollar	GBPUSDBP	2%	50:1
Australian Dollar/US Dollar	AUDUSDAD	4%	25:1
USD Index	USDINDEX	2%	50:1

FND= First Notice; LTD = Last trading

ETF / ETC CFDs

See under 'Single Stock CFDs'.

Risk Warning

Margin Trading carries a high level of risk to your capital with the possibility of losing more than your initial investment and may not be suitable for all investors.

Ensure you fully understand the risks involved and seek independent advice if necessary.